

CATEGORY	DESCRIPTION	P/N #
CONNECTOR	D-SUB Female R/A, T/H	DBBXXF-11XX0-XXXX

REV.	ECN NO	DESCRIPTION	REVISED	DATE
R01		New Release	JXM	2009.05.07

SPECIFICATIONS

- CONTACT CURRENT RATING:3 Amperes.
- DIELECTRIC WITHSTANDING VOLTAGE:AC 1000/60sec.r.m.s.
- INSULATION RESISTANCE:5000 Medohms MIN.AT DC 500V.
- CONTACT RESISTANCE:25 Milliohms MAX.
- TEMPERATURE:-55°C TO +105°C.
- GROUNDING SCREW TORQUE:3Kg MIN.
- SOLDER HEAT RESISTANCE:WAVE SOLDERING 260° 10sec.
- TO CONFORM TO THE "SoNY" DIRECTIVE.
- GREEN PRODUCT IDENTIFICATION LABEL IN PACKING: **G.P. PASS**

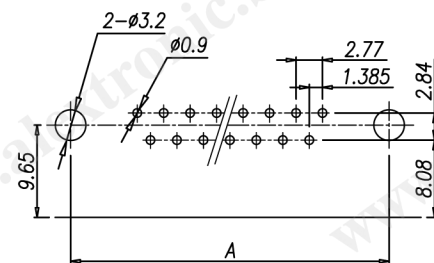
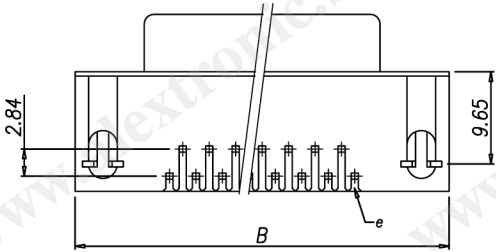
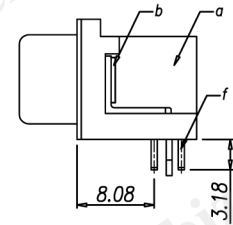
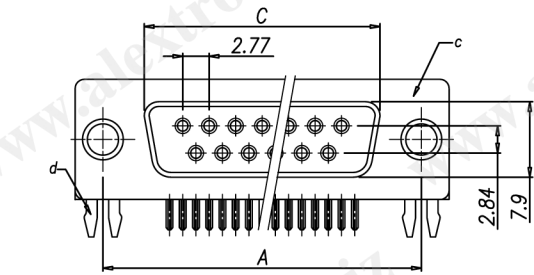
PART NO:

DBBXXF-11XX0-XXXX

- 01.無螺絲
- 02.附螺絲
- 03.鍍螺絲

COLOR: 00 H:BLACK C:BLACK
 01 H:BLUE C:BLUE
 05 H:GREEN C:GREEN

- X Shell Plating
 - 1 Ni Plating
 - X Terminal Plating
 - 1 Gold Flash Plating
- PIN Q'TY



Recommend PCB Layout
 (Jack Top View)
 Tolerance: ±0.05mm
 Recommend PCB Thickness: 1.6mm

Table 1:
Pin Q'TY & Dimension

XX	A	B	C
09	24.99	30.81	16.33
15	33.32	39.14	24.66
25	47.04	53.20	38.38

see table 1

f	Terminal	XX	Brass	Gold Flash Plating
e	Cover	1	PBT UL94V-0	Black
d	Board Lock	2	Brass	Tin Plating
c	Shell	1	SPOC	Ni Plating
b	Rivet	2	Brass	Ni Plating
a	Housing	1	PBT UL94V-0	Black
NO.	DESCRIPTION	Q'TY	MATERIAL	PLATING & COLOR

Product Drawing
ALEXTRONIC

UNLESS OTHERWISE SPECIFIED TOLERANCES	SCALE:1/1 UNIT: mm	DWG.NO:
	SIZE: A3 PAGE: 10F1	REV:R01
DECIMALS: X :±0.5 X.X :±0.3 X.XX :±0.2	ANGLES: X :±2° X.X :±1°	APPROVED BY
		CHECKED BY
		PREPARED BY
	GG	WYX
		JXM
CUSTOMER COPY		